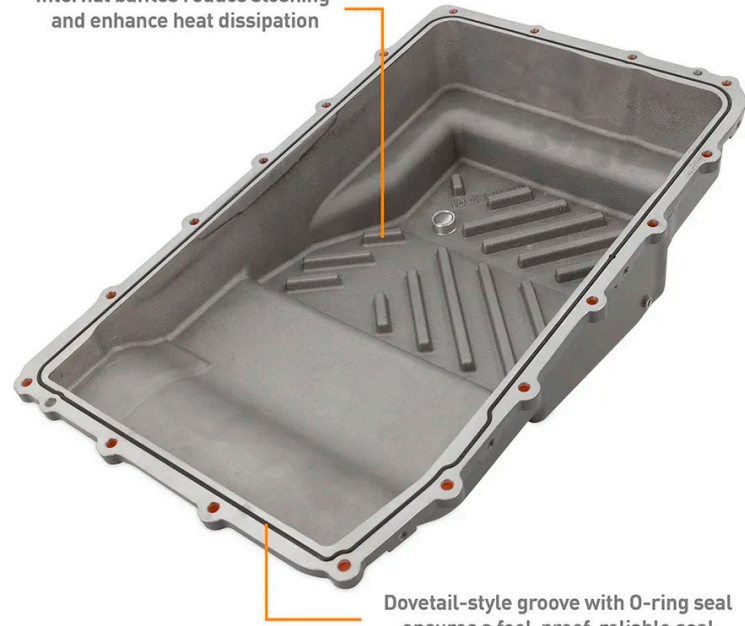




Internal baffles reduce sloshing and enhance heat dissipation



Dovetail-style groove with O-ring seal ensures a fool-proof, reliable seal



# INSTALLATION GUIDE

ALUMINUM TRANSMISSION PAN, FITS FORD 10R60/10R80 TRANSMISSIONS  
SKU: MMTP-RGR-19

## TABLE OF CONTENTS

**Pg 01** RESOURCES & CONTACT INFORMATION

**Pg 02** IMPORTANT SAFETY INFORMATION

TOOLS NEEDED

INSTALLATION INSTRUCTIONS

**Pg 03** DISPOSAL INSTRUCTIONS

WARRANTY INFORMATION

## RESOURCES & CONTACT



**CALL 1-877-GOMISHI**

CUSTOMER SERVICE HOURS: MON-FRI 8:30AM-5:00PM EST



**MISHIMOTO**



**GOMISHIMOTO**



**MISHIMOTO**



**WEBSITE**

[WWW.MISHIMOTO.COM](http://WWW.MISHIMOTO.COM)



**ENGINEERING BLOG**

[WWW.MISHIMOTO.COM/ENGINEERING](http://WWW.MISHIMOTO.COM/ENGINEERING)

## IMPORTANT SAFETY INFORMATION

- Mishimoto recommends you use safety glasses and protective gloves during the install of their products
- Raise vehicle only on jack stands or on a vehicle lift
- Allow vehicle to cool completely prior to attempting installation
- Do not run the engine or drive the vehicle while overheating; serious damage can occur
- Please dispose of any liquids properly
- Mishimoto is not responsible for any vehicle damage or personal injury due to installation errors, misuse, or removal of Mishimoto products
- If you need any assistance while installing our products, reach out to our Customer Service Team at 1-877-GOMISHI

## INSTALLATION TIME

1-2 HOURS

## INSTALLATION DIFFICULTY

2


## TOOLS NEEDED

SOCKET DRIVER	19MM WRENCH
8MM SOCKET	TORQUE WRENCH
13MM SOCKET	FLUID TRANSFER PUMP

## INSTALLATION INSTRUCTIONS

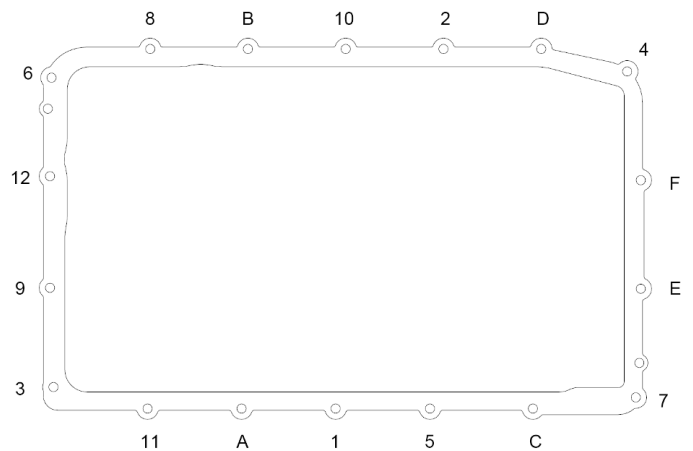
- 01.** Remove the stock transmission pan & gasket and properly dispose of the used transmission fluid.
- 02.** Mishimoto recommends replacing the internal transmission filter now while the fluid is drained and the pan is off.
- 03.** The Mishimoto transmission pan has pre-installed bolt retainers which will allow the bolts to be held in place in the pan while it is being

positioned onto the transmission. Insert the OEM bolts into the bolt retainers.



- 04.** Install the Mishimoto pan onto the transmission. Torque the bolts to the specifications and in the sequence shown below.

TORQUE **STUD BOLTS** TO 106 LB-IN IN SEQUENCE SHOWN BELOW (A-F) THEN, TORQUE **BOLTS** TO 89 LB-IN IN SEQUENCE SHOWN BELOW (1-12)



- 05.** Refer to the factory service manual for your specific vehicle for proper transmission fluid fill procedures. The Mishimoto transmission pan adds approximately 2qt capacity. Be sure the proper fluid levels are reached before starting or driving the vehicle, or transmission damage could occur.

- 06.** Check to ensure the NPT plug and drain plug are tightened properly and that there are no leaks.

**Congratulations! You have finished your installation.**

## DISPOSAL INSTRUCTIONS

- › Do not dispose of any product as unsorted municipal waste. Use separate collection facilities. Contact your local authority for information regarding the collection systems available.
- › Never improperly dispose of any coolant, oil, or other chemicals.

## WARRANTY INFORMATION



- › All claims must be accompanied with a picture of the Mishimoto product showing the issue for which the claim is being submitted.
- › Mishimoto asks that the customer inspect their purchased item for any damage immediately upon arrival.
- › Any product deemed dead on arrival (DOA) must be claimed within 14 business days of delivery. Claims outside of this time frame will not be covered under the Mishimoto Lifetime Warranty.
- › This warranty does not include payment and/or reimbursement of the cost of labor in connection with the removal of any product returned pursuant to the warranty policy or in connection with the installation of any replacement items provided under the warranty policy.
- › Mishimoto has the right to refuse a claim at any time.
- › When Mishimoto accepts a claim, Mishimoto retains full discretion to choose if it will: (i) repair or replace purchaser's original Mishimoto product; (ii) replace purchaser's original Mishimoto product with the most current available model; or (iii) provide the purchaser with a gift card redeemable on [Mishimoto.com](http://Mishimoto.com) in the amount of the original purchase price of the original Mishimoto product. The provision of a replacement of a Mishimoto product is subject to availability and Mishimoto retains the right to substitute any warranty claim item with a comparable item or credit at any time.

- › If Mishimoto determines that it will provide a replacement item in connection with a claim under this warranty policy, and such item is out of stock, Mishimoto will place the customer on backorder and ship the replacement product to the purchaser once it becomes available.
- › Mishimoto is not liable for incorrect shipments in connection with a claim if a claim form is completed incorrectly, or if a model number is not included in a claim.
- › If you have a vehicle equipped with an automatic transmission, please make sure to specify this within the text box on the claim form. Mishimoto is not responsible for incorrect replacement shipments if transmission type is not indicated.



**WARNING**  
Cancer and  
Reproductive Harm  
[www.P65Warnings.ca.gov](http://www.P65Warnings.ca.gov)

This product can expose you to chemicals which are known to the state of California to cause cancer. For more information visit: [www.p65warnings.ca.gov](http://www.p65warnings.ca.gov)