



2010-2017 AUDI A5 2.0T SINGLE OUTLET EXHAUST INSTALLATION GUIDE

Thank you for purchasing the **AWE Performance Single Outlet Exhaust System** for the **2010-2017 Audi A5 2.0T Coupe**. For up-to-the-minute fitment information, be sure to visit the Audi A5 section of www.AWE-Tuning.com.

As always, AWE performance specialists are standing by for any questions, at 215-658-1870, or performance@AWE-Tuning.com.

Let's go!

PARTS LIST



INSPECT ALL PARTS PRIOR TO DISASSEMBLY OF VEHICLE; IF DAMAGED OR MISSING, PLEASE CONTACT THE PLACE OF PURCHASE IMMEDIATELY.

AWE PERFORMANCE EXHAUST SYSTEM

- 1 mid muffler (part ET)
- 1 driver side outlet tube (part EN)
- 1 rear resonator section (part DG)
- 2 90mm slash cut tips (*optional finish*)
- 3 63.5mm Accu-Seal clamps
- 2 hanger lock collars
- 1 Allen key

Optional Downpipe

- 1 downpipe section with flex joint (item BC)
- 1 cat to downpipe gasket
- 3 M8 x 30mm stainless bolts
- 3 M8 copper exhaust nuts
- 3 M8 washers

STEP 1



Installation of the AWE exhaust system is essentially the reverse of removal.



Always refer to the manufacturer service manual for precise torque specifications on all OEM fasteners.

The AWE exhaust slips over top of the downpipe outlet, using a supplied 63.5mm clamp to fasten. Before removing the factory downpipe, first soak the fasteners in a penetrating oil for several hours to ensure easy removal.

Fasteners are included with the optional downpipe to replace the factory parts. Use a quality anti-seize compound on all fastener threads during re-assembly.

STEP 2

It is crucial to install Accu-Seal clamps correctly to ensure proper torque and clamping force when connecting exhaust tubing.


Arrow A in **Figure 2** shows the expanded pipe and the preinstalled Accu-Seal clamp being brought up to the corresponding pipe.

Arrow B in **Figure 2** shows the overlapping pipe installed correctly over the corresponding pipe.

Arrow C in **Figure 2** shows the Accu-Seal clamp being brought to the edge of the expanded pipe.




Do not torque the Accu-Seal clamps until the entire exhaust has been installed and adjusted.



STEP 3


The factory rubber hanger mount can also be shifted right and left to center the tips. This adjustment should be done with the crossover bracket loose between the two mid-pipes.



STEP 4

Each rear tip is rotationally adjustable to ensure that the AWE logo remains centered when the exhaust is installed, and also length adjustable to suit personal taste.

When adjusting the length of the tips, make sure that the tip and tailpipe of the muffler overlap at least the width of the clamp ears (arrow in Figure 4). *This overlap is very important to ensure that the clamp has enough surface area to tighten down to in order to keep the tip from falling off while driving!*




STEP 5

With the exhaust system is properly adjusted and Accu-Seal clamps have been torqued to a minimum of 40 ft./lbs; install a hanger post clamp on each side of the rear muffler rubber element, as shown at arrows in **Figure 5**. Slide one clamp onto the hanger post before insertion through the rubber element and the other one so that it sits snug against the rubber element, and then tighten both down with the enclosed Allen wrench.

These clamps will keep the exhaust from sliding laterally under usage and will keep the tips properly aligned in the valence opening.

Set final tip rotation, stagger, and overall length. Then tighten their integrated clamps until the tips will not rotate, then do an additional full turn on the nut.



ENJOY!



CARE

Once installed properly, your AWE performance exhaust will provide years of trouble-free performance.

The exhaust volume and sound will settle with usage; 800-1000 miles is required to break-in new exhaust systems.

Also please note that the rear **180Technology**® resonator has a small drain hole to allow condensation to escape. Water drops from this area are normal.

Periodic cleaning of exhaust tips is necessary to maintain proper finish, especially in areas prone to road salt and caustic deicing solutions. Use a mild soap and water solution or car wax to clean the finish. Avoid using metal polishes, as they can scratch the finish.

Any questions or comments,
please do not hesitate to contact us:

AWE

199 Precision Drive
Horsham, PA 19044

215-658-1670

web // email

WARRANTY

Summary:

This warranty is in place for all AWE brand products, and works in conjunction with any incremental specific product warranties or guarantees as listed on AWE-Tuning.com. This warranty protects against manufacturer defect. A performance car is only as strong as its weakest link. Therefore, it is vital that you maintain your vehicle to factory specifications. By installing or using the purchased product, the Consumer accepts this warranty and any specific Manufacturer warranties enclosed. The following warranty is valid only in the United States and Canada. The Manufacturer's full warranty applies to all products sold.

Covered:

All AWE brand products against manufacturer defect. Please note that special order items are not returnable.

Period:

Secor Ltd. (AWE) warrants this **Performance Single Outlet Exhaust system and/or Resonated Downpipe** for the **2010-2017 Audi A5 2.0T Coupe** to the original retail purchaser (Consumer) against manufacturer's defects as follows: **ONE (1) YEAR on exhaust tip finish, LIFETIME on balance of parts**, from purchase date from AWE directly or from an AWE authorized retailer. Proof of purchase will be required.

Condition of system:

In the event of a return, product must be returned with no signs of abuse, incorrect installation, forced installation, motorsports usage, or product altering whatsoever. Actions will be granted upon receipt of product at AWE, after inspection.

Action:

Returns and warranty claims MUST BE HANDLED THROUGH ORIGINAL LOCATION OF PURCHASE. Upon verification of warranty coverage, AWE will, at its sole option, repair, replace or consult toward remedy for the defective product, without charge. This is the only remedy the Consumer has for any loss or damage, however arising, due to nonconformity in or defect of the product. This warranty does not cover consequential damage, loss of time or revenues, labor, inconvenience, loss of use of vehicle, shipping, damage to the vehicle or components, or other incidental or indirect damage.

Labor:

Labor is not covered.

Shipping:

Shipping charges are not covered.

Restocking:

AWE reserves the right to charge a 20% restocking fee for products that are returned.

Exclusions:

Use of product in Motorsports or Racing conditions is grounds for warranty denial. Motorsports and Racing is an inherently abusive operational condition, and it is impossible to warranty for this type of usage. Warranties may be voided if product is not installed by an authorized AWE dealer. Warranties will be voided if product is improperly serviced, modified, or used in a way not intended by the Manufacturer. The Consumer is responsible for ensuring that the product is installed in a safe and proper manner, and should cease usage of the product immediately if an unsafe or improper condition is noted. If an unsafe or improper condition is noted, the Consumer should then immediately contact the facility where the product was installed, or AWE.

Other:

EXCEPT AS EXPRESSLY SET FORTH ABOVE, AWE MAKES NO WARRANTY, EXPRESS OR IMPLIED, AS TO ANY MATTER WHATSOEVER INCLUDING ANY IMPLIED WARRANTY OF MERCHANTABILITY OR FITNESS FOR A PARTICULAR PURPOSE. IN NO EVENT SHALL AWE BE LIABLE FOR ANY SPECIAL, INCIDENTAL, INDIRECT OR CONSEQUENTIAL DAMAGES HOWEVER CAUSED, ON ANY THEORY OF LIABILITY, AND WHETHER OR NOT AWE HAS BEEN ADVISED OF THE POSSIBILITY OF SUCH DAMAGES. AWE's sole liability on any claim of any kind, whether in contract, tort, or otherwise, for any loss or damage arising out of, connected with, or resulting from the manufacture, sale, delivery or use of the products sold hereunder shall in no case exceed the amount actually paid to AWE for the applicable product. These limitations shall apply notwithstanding any failure of essential purpose of any limited remedy.